
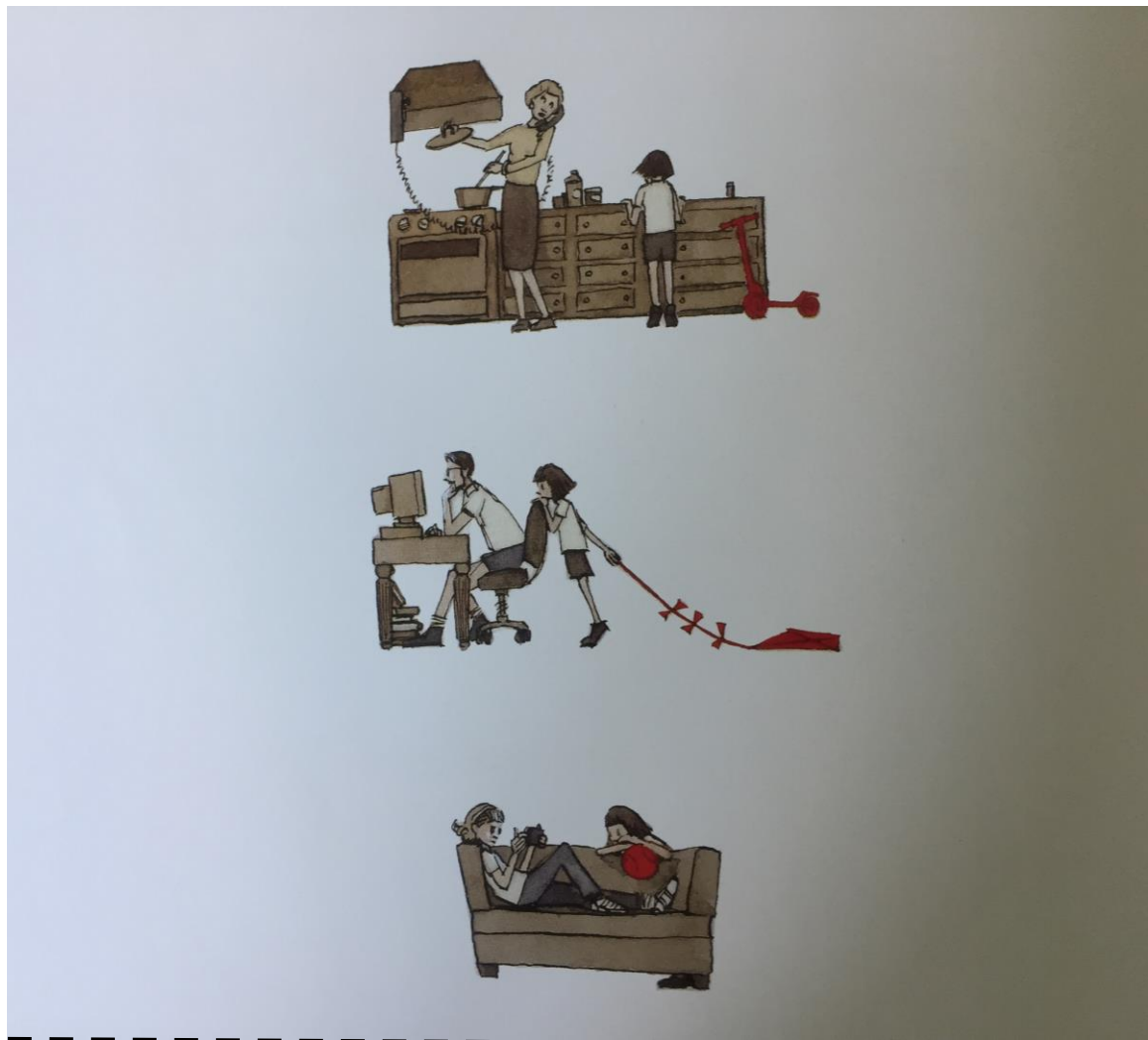


# JOURNEY



*Aaron Becker*



LI: To describe a picture


kite

playing

Mum

Sister

The girl

waits

leans

telephone

sofa

scooter

working

talks

Dad

ball

kitchen

looks




cooking

dinner

At the desk

computer

LI: To use a sentence to say what is happening  
Draw a picture and add the sentence using 'who' 'what doing' and 'what'



# LI: To infer meaning from a picture

What clues tell us the girl wants to travel?

1. The map on the wall
2. The hot air balloon lampshade
3. The boats on her blanket

What clues tell us the girl is sad?

1. Her mouth is curved down
2. Her body is curled up
3. She is not doing anything



What clue tells us the girl likes animals?

The cat

Does the story begin in the town or the countryside?

Town

How do you know?

There are buildings outside the window.

How has the artist created the "mood"?

The picture is grey which feels gloomy.

There are shadows on the walls which make it feel gloomy.

The bright light is outside the room and contrasts with the dim light in the room.

The girl looks small in the middle of a bedroom.

The girl is sitting in the shadows.

The bedroom feels closed in because a line is drawn to frame it.



# LI: To infer meaning from a picture





What changes? \_\_\_\_\_

What is the most important thing in the first picture? \_\_\_\_\_

What is the most important thing in the second picture? \_\_\_\_\_

What do you think will happen next? \_\_\_\_\_

# What colour crayon would you use? What shape door would you draw?



What will you  
find when you  
open your door?

Draw a picture



# LI: To build vocabulary



Look at the picture  
Say what you see

Explore the resources  
Say how they feel  
look  
smell  
sound

# LI: To make predictions about a story



What is the girl thinking?

---

---

---

---

What could she do next?

---

---

---

---



# LI: To describe what is happening to a friend



## **Activity:**

Give one student the picture.

They describe to their friend who draws the description without seeing the picture.

Compare the drawing to the picture.

How can you improve your description?

How carefully were you listening?



# LI: To find 3d shapes in a city



Activity: Build a "junk model" city and label the shapes you have used



# LI: To find information in a text



Activity:

Can you find the Dolphin?

Can you find the Birdcage?

Can you find the Spear?



LI: To build vocabulary  
LI: To use a dictionary

- Find the meanings of the words
- Label the objects in the picture
- Put the words into a sentence



waterfall

tower

dome

canal

arch

aqueduct

lock

punt

Sluice gate

gondola

LI: To say what will happen next



---

---

---

---

---

---

---



---

---

---


# LI: Predict-

Activity: Draw something to help the girl






LI: Discuss what is happening with a friend



LI: Discuss what is happening with a friend





LI: To build vocabulary  
LI: To use a dictionary

- Find the meanings of the words
- Label the objects in the picture
- Put the words into sentences



steam

funnel

net

Paddle wheel

propeller

zepellin

cloud

keel

engine

cog



LI: To predict what the girl will do



---

---

---

---

---

---

---

---


---

---

---

---

# LI: To describe feelings and what characters want (motives)



Look at the picture carefully  
What are the characters doing  
What do their faces tell us


	Who?	What doing?	What?

# Wordbank

brave	girl	steals	bird
surprised	man	takes	cage
scared	soldier	drops	spear
angry	guard	jumps	helmet
furious	child	runs	







# LI: To infer meanings about characters motives and feelings.

1. Say how the girl is feeling
2. Say why the bird is bringing her the crayon



---

---

---

---

---

---

---


---

---

---



# What next?



LI: Discuss what is happening with a friend



# LI: To infer meaning


Activity: Discuss what the colours mean





# LI: To describe characters feelings





LI: To describe a picture


crayon

circle

gives

draws

The boy

red

The girl

bird

copies

kitchen



purple

looks

round



# LI: To sequence the story









The girl arrives in a forest full of lanterns.

The girl is on a red boat about to go into an ancient city.

She is in a hot air balloon. There are lots of flying machines all around her.

The girl is high above the city on a maze of rivers.





Name

Age

Where is she from?

Where is she?

What is she doing there?





Name


Age

Where is she from?

What else can she see?

Why is she there?

# LI: To find information from a book cover



Title

Author

Illustration

Complete the following using capital letters and full stops.

I can see

.....

.....

.....

.....

